

# OPEN -- Overall Stage Results

3 ETAPA HANDGUN 2010

Printed maio 18, 2010 at 16:52



## Stage 1 -- PISTA 1 - O V

	PTS	TIME	HIT FACTOR	STAGE POINTS	STAGE PERCENT	COMPETITOR # Name
1	125	21,18	5,9018	145,0000	100,00	49 AULER, EURICO
2	130	23,31	5,5770	137,0203	94,50	50 AULER, TAMARA
3	125	24,01	5,2062	127,9092	88,21	51 AULER, ERIKA
4	133	26,86	4,9516	121,6549	83,90	48 NETO, JOSEALVES PM
5	112	22,90	4,8908	120,1618	82,87	53 MEIRA, CRISTIANO
6	141	31,24	4,5134	110,8899	76,48	52 ALVES, IRAIR
7	113	34,64	3,2621	80,1465	55,27	93 PASSARINHO, ESTEVAO

## STANDARD -- Overall Stage Results

3 ETAPA HANDGUN 2010

Printed maio 18, 2010 at 16:52



## Stage 1 -- PISTA 1 - O V

	PTS	TIME	HIT FACTOR	STAGE POINTS	STAGE PERCENT	COMPETITOR # Name
1	135	21,17	6,3769	145,0000	100,00	2 THOMPSON, MAURO
2	118	23,29	5,0666	115,2040	79,45	3 MAZON, WILLYAM
3	136	27,05	5,0277	114,3212	78,84	111 LIAL, ALEX
4	120	24,08	4,9834	113,3130	78,15	4 PRADO, GUSTAVORASI
5	138	30,78	4,4834	101,9449	70,31	5 BICALHO, CARLOS
6	136	30,59	4,4459	101,0915	69,72	100 LEITE, SERGIO
7	125	31,64	3,9507	89,8315	61,95	63 SILVANO, JOSE
8	136	40,98	3,3187	75,4609	52,04	14 BELCHIOR, RODRIGODEALMEID
9	98	30,69	3,1932	72,6080	50,07	25 LIMA, ROMULO
10	123	39,16	3,1410	71,4196	49,25	75 CHAVESFONTES, TALITA PM
11	101	34,67	2,9132	66,2404	45,68	18 CORREA, ANTONIO
12	102	36,08	2,8271	64,2819	44,33	13 AMARAL, PAULO
13	97	35,54	2,7293	62,0597	42,80	17 FARAH, ALEXANDRE
14	129	47,38	2,7227	61,9084	42,70	119 DASILVA, WASHINGTON
15	125	54,36	2,2995	52,2860	36,06	118 GUTEMBERG, MARCIO
16	124	55,06	2,2521	51,2083	35,32	96 CAMPOS, ANDERSON
17	104	48,50	2,1443	48,7581	33,63	23 BRANDAOMOURA, THIAGO PM
18	108	51,82	2,0841	47,3894	32,68	22 AZEVEDOSOUZA, JORGE PM
19	104	50,40	2,0635	46,9200	32,36	112 REIS, LAURO
20	111	57,24	1,9392	44,0939	30,41	28 SANTOS, FLAVIOFERREIRA
21	0	7,00	0,0000	0,0000	0,00	95 LANNAPEREIRA, DALTONLUIS

# PRODUCTION -- Overall Stage Results

3 ETAPA HANDGUN 2010

Printed maio 18, 2010 at 16:52



## Stage 1 -- PISTA 1 - O V

	PTS	TIME	HIT FACTOR	STAGE POINTS	STAGE PERCENT	COMPETITOR # Name
1	133	21,20	6,2736	145,0000	100,00	29 ISHIHARA, LUIS
2	110	21,58	5,0973	117,8131	81,25	30 BRUM, VAGNER
3	133	26,36	5,0455	116,6161	80,42	33 DANTAS, ADENAUER
4	111	25,69	4,3207	99,8645	68,87	7 BARROS, LUIZ
5	125	29,80	4,1946	96,9496	66,86	40 SALVATORI, RONEIMAIA
6	113	27,59	4,0957	94,6627	65,28	34 SILVA, NOSLEN
7	99	25,25	3,9208	90,6204	62,50	45 BRUM, NATAN
8	111	32,77	3,3872	78,2886	53,99	41 MATSUUCHI, ROBERTO
9	98	30,85	3,1767	73,4215	50,64	42 TAKAYANAGUI, KAZUO
10	99	35,14	2,8173	65,1157	44,91	120 KANANO, NAGAOMATEUS
11	114	42,41	2,6880	62,1282	42,85	115 FAGUNDES, VICTOR
12	75	34,63	2,1658	50,0566	34,52	106 CLEIMAR, CLEIMAR
13	77	38,51	1,9995	46,2136	31,87	99 MIRANDA, PAULO
14	60	30,45	1,9704	45,5424	31,41	36 RODRIGUES, JAHIR
15	139	84,66	1,6419	37,9480	26,17	121 FAGUNDES, GUSTAVO
16	102	67,81	1,5042	34,7663	23,98	123 BOUCHERDET, MARCELO
17	60	56,92	1,0541	24,3634	16,80	103 LAGE, LUISEDUARDO
18	21	86,34	0,2432	5,6216	3,88	38 ROMCY, WALESKA
19	13	55,23	0,2354	5,4403	3,75	105 BONIFACIO, HELIO

# MODIFIED -- Overall Stage Results

3 ETAPA HANDGUN 2010

Printed maio 18, 2010 at 16:52



## Stage 1 -- PISTA 1 - O V

	PTS	TIME	HIT FACTOR	STAGE POINTS	STAGE PERCENT	COMPETITOR # Name
1	112	25,78	4,3445	145,0000	100,00	12 BASTOS, GIUVANY PM
2	125	30,05	4,1597	138,8348	95,75	15 ALENCAR, FLAVIO PM
3	141	38,84	3,6303	121,1638	83,56	91 CASAS, RODRIGO PM
4	66	26,86	2,4572	82,0108	56,56	66 SAQUETTI, CARLOS PM

# REVOLVER (STANDARD) -- Overall Stage Results

3 ETAPA HANDGUN 2010

Printed maio 18, 2010 at 16:52



## Stage 1 -- PISTA 1 - O V

	PTS	TIME	HIT FACTOR	STAGE POINTS	STAGE PERCENT	COMPETITOR # Name
1	132	98,32	1,3426	145,0000	100,00	113 REIS, FLAVIO
2	104	86,81	1,1980	129,3896	89,23	122 FELIPE, BRUNO

# OPEN -- Overall Stage Results

3 ETAPA HANDGUN 2010

Printed maio 18, 2010 at 16:52



## Stage 2 -- CLC-59

	PTS	TIME	HIT FACTOR	STAGE POINTS	STAGE PERCENT	COMPETITOR # Name
1	55	7,22	7,6177	60,0000	100,00	49 AULER, EURICO
2	56	8,04	6,9652	54,8602	91,43	53 MEIRA, CRISTIANO
3	55	8,08	6,8069	53,6139	89,36	50 AULER, TAMARA
4	60	10,84	5,5351	43,5961	72,66	52 ALVES, IRAIR
5	55	10,64	5,1692	40,7143	67,86	48 NETO, JOSEALVES PM
6	46	9,92	4,6371	36,5235	60,87	51 AULER, ERIKA
7	17	12,83	1,3250	10,4363	17,39	93 PASSARINHO, ESTEVAO

## STANDARD -- Overall Stage Results

3 ETAPA HANDGUN 2010

Printed maio 18, 2010 at 16:52



## Stage 2 -- CLC-59

	PTS	TIME	HIT FACTOR	STAGE POINTS	STAGE PERCENT	COMPETITOR # Name
1	55	7,08	7,7684	60,0000	100,00	2 THOMPSON, MAURO
2	56	7,50	7,4667	57,6698	96,12	4 PRADO, GUSTAVORASI
3	60	8,22	7,2993	56,3769	93,96	3 MAZON, WILLYAM
4	53	7,99	6,6333	51,2331	85,39	5 BICALHO, CARLOS
5	55	8,44	6,5166	50,3318	83,89	111 LIAL, ALEX
6	54	9,27	5,8252	44,9921	74,99	100 LEITE, SERGIO
7	54	10,87	4,9678	38,3695	63,95	63 SILVANO, JOSE
8	54	12,16	4,4408	34,2990	57,17	17 FARAH, ALEXANDRE
9	56	12,63	4,4339	34,2457	57,08	25 LIMA, ROMULO
10	56	12,86	4,3546	33,6333	56,06	18 CORREA, ANTONIO
11	51	11,99	4,2535	32,8528	54,75	13 AMARAL, PAULO
12	58	15,24	3,8058	29,3944	48,99	14 BELCHIOR, RODRIGODEALMEID
13	56	14,97	3,7408	28,8927	48,15	118 GUTEMBERG, MARCIO
14	52	14,95	3,4783	26,8648	44,77	22 AZEVEDOSOUZA, JORGE PM
15	48	15,82	3,0341	23,4345	39,06	75 CHAVESFONTES, TALITA PM
16	57	18,96	3,0063	23,2198	38,70	96 CAMPOS, ANDERSON
17	55	25,11	2,1904	16,9176	28,20	28 SANTOS, FLAVIOFERREIRA
18	54	25,94	2,0817	16,0785	26,80	119 DASILVA, WASHINGTON
19	59	34,18	1,7262	13,3322	22,22	95 LANNAPEREIRA, DALTONLUIS
20	16	14,34	1,1158	8,6177	14,36	23 BRANDAOMOURA, THIAGO PM
21	45	41,59	1,0820	8,3569	13,93	112 REIS, LAURO

PRODUCTION -- Overall Stage Results

3 ETAPA HANDGUN 2010

Printed maio 18, 2010 at 16:52



Stage 2 -- CLC-59

	PTS	TIME	HIT FACTOR	STAGE POINTS	STAGE PERCENT	COMPETITOR # Name
1	58	7,57	7,6618	60,0000	100,00	30 BRUM, VAGNER
2	54	7,21	7,4896	58,6513	97,75	29 ISHIHARA, LUIS
3	52	8,23	6,3183	49,4792	82,47	40 SALVATORI, RONEIMAIA
4	54	8,58	6,2937	49,2862	82,14	7 BARROS, LUIZ
5	50	8,78	5,6948	44,5959	74,33	34 SILVA, NOSLEN
6	56	9,89	5,6623	44,3416	73,90	33 DANTAS, ADENAUER
7	48	10,21	4,7013	36,8158	61,36	36 RODRIGUES, JAHIR
8	37	10,31	3,5887	28,1036	46,84	41 MATSUUCHI, ROBERTO
9	48	14,37	3,3403	26,1579	43,60	123 BOUCHERDET, MARCELO
10	50	15,53	3,2196	25,2126	42,02	106 CLEIMAR, CLEIMAR
11	29	10,04	2,8884	22,6195	37,70	42 TAKAYANAGUI, KAZUO
12	44	17,57	2,5043	19,6110	32,69	120 KANANO, NAGAOMATEUS
13	58	24,01	2,4157	18,9171	31,53	115 FAGUNDES, VICTOR
14	38	18,48	2,0563	16,1028	26,84	103 LAGE, LUISEDUARDO
15	40	30,27	1,3214	10,3482	17,25	38 ROMCY, WALESKA
16	46	35,85	1,2831	10,0482	16,75	121 FAGUNDES, GUSTAVO
17	18	17,43	1,0327	8,0871	13,48	105 BONIFACIO, HELIO
18	11	15,74	0,6989	5,4728	9,12	99 MIRANDA, PAULO
19	0	8,06	0,0000	0,0000	0,00	45 BRUM, NATAN

# MODIFIED -- Overall Stage Results

3 ETAPA HANDGUN 2010

Printed maio 18, 2010 at 16:52



## Stage 2 -- CLC-59

	PTS	TIME	HIT FACTOR	STAGE POINTS	STAGE PERCENT	COMPETITOR # Name
1	52	10,39	5,0048	60,0000	100,00	12 BASTOS, GIUVANY PM
2	58	14,21	4,0816	48,9325	81,55	15 ALENCAR, FLAVIO PM
3	58	15,48	3,7468	44,9180	74,86	66 SAQUETTI, CARLOS PM
4	50	14,77	3,3852	40,5838	67,64	91 CASAS, RODRIGO PM

# REVOLVER (STANDARD) -- Overall Stage Results

3 ETAPA HANDGUN 2010

Printed maio 18, 2010 at 16:52



## Stage 2 -- CLC-59

	PTS	TIME	HIT FACTOR	STAGE POINTS	STAGE PERCENT	COMPETITOR # Name
1	56	19,82	2,8254	60,0000	100,00	122 FELIPE, BRUNO
2	59	26,07	2,2631	48,0593	80,10	113 REIS, FLAVIO

# OPEN -- Overall Stage Results

3 ETAPA HANDGUN 2010

Printed maio 18, 2010 at 16:52



## Stage 3 -- PISTA 3 - OLHA O FERRO

	PTS	TIME	HIT FACTOR	STAGE POINTS	STAGE PERCENT	COMPETITOR # Name
1	93	20,11	4,6246	105,0000	100,00	49 AULER, EURICO
2	98	22,13	4,4284	100,5456	95,76	51 AULER, ERIKA
3	96	22,53	4,2610	96,7450	92,14	53 MEIRA, CRISTIANO
4	86	20,54	4,1870	95,0641	90,54	48 NETO, JOSEALVES PM
5	83	22,43	3,7004	84,0170	80,02	50 AULER, TAMARA
6	82	24,78	3,3091	75,1330	71,56	52 ALVES, IRAIR
7	80	39,13	2,0445	46,4193	44,21	93 PASSARINHO, ESTEVAO

## STANDARD -- Overall Stage Results

3 ETAPA HANDGUN 2010

Printed maio 18, 2010 at 16:52



## Stage 3 -- PISTA 3 - OLHA O FERRO

	PTS	TIME	HIT FACTOR	STAGE POINTS	STAGE PERCENT	COMPETITOR # Name
1	100	22,01	4,5434	105,0000	100,00	2 THOMPSON, MAURO
2	102	23,19	4,3984	101,6503	96,81	5 BICALHO, CARLOS
3	101	24,75	4,0808	94,3095	89,82	4 PRADO, GUSTAVORASI
4	99	25,12	3,9411	91,0804	86,74	63 SILVANO, JOSE
5	103	27,96	3,6838	85,1352	81,08	111 LIAL, ALEX
6	98	27,98	3,5025	80,9446	77,09	100 LEITE, SERGIO
7	98	28,12	3,4851	80,5416	76,71	3 MAZON, WILLYAM
8	102	37,17	2,7441	63,4186	60,40	118 GUTEMBERG, MARCIO
9	92	33,88	2,7155	62,7558	59,77	17 FARAH, ALEXANDRE
10	100	37,73	2,6504	61,2523	58,34	14 BELCHIOR, RODRIGODEALMEID
11	93	37,64	2,4708	57,1009	54,38	25 LIMA, ROMULO
12	101	43,62	2,3155	53,5112	50,96	112 REIS, LAURO
13	98	44,83	2,1860	50,5204	48,11	18 CORREA, ANTONIO
14	79	38,65	2,0440	47,2375	44,99	75 CHAVESFONTES, TALITA PM
15	95	46,76	2,0317	46,9525	44,72	28 SANTOS, FLAVIOFERREIRA
16	93	48,80	1,9057	44,0426	41,95	23 BRANDAOMOURA, THIAGO PM
17	81	46,85	1,7289	39,9563	38,05	119 DASILVA, WASHINGTON
18	74	44,93	1,6470	38,0631	36,25	22 AZEVEDOSOUSA, JORGE PM
19	65	42,12	1,5432	35,6644	33,97	13 AMARAL, PAULO
20	80	58,10	1,3769	31,8217	30,31	96 CAMPOS, ANDERSON
21	58	46,08	1,2587	29,0887	27,70	95 LANNAPEREIRA, DALTONLUIS

PRODUCTION -- Overall Stage Results

3 ETAPA HANDGUN 2010

Printed maio 18, 2010 at 16:52



Stage 3 -- PISTA 3 - OLHA O FERRO

	PTS	TIME	HIT FACTOR	STAGE POINTS	STAGE PERCENT	COMPETITOR # Name
1	103	19,35	5,3230	105,0000	100,00	29 ISHIHARA, LUIS
2	93	21,15	4,3972	86,7372	82,61	30 BRUM, VAGNER
3	97	25,69	3,7758	74,4802	70,93	33 DANTAS, ADENAUER
4	91	24,83	3,6649	72,2932	68,85	40 SALVATORI, RONEIMAIA
5	91	28,92	3,1466	62,0692	59,11	34 SILVA, NOSLEN
6	87	28,13	3,0928	61,0074	58,10	7 BARROS, LUIZ
7	97	32,70	2,9664	58,5136	55,73	42 TAKAYANAGUI, KAZUO
8	91	31,78	2,8634	56,4834	53,79	41 MATSUUCHI, ROBERTO
9	95	36,96	2,5703	50,7020	48,29	106 CLEIMAR, CLEIMAR
10	52	25,69	2,0241	39,9275	38,03	45 BRUM, NATAN
11	78	47,00	1,6596	32,7363	31,18	115 FAGUNDES, VICTOR
12	85	58,57	1,4513	28,6271	27,26	103 LAGE, LUISEDUARDO
13	51	38,15	1,3368	26,3699	25,11	36 RODRIGUES, JAHIR
14	87	72,55	1,1992	23,6546	22,53	120 KANANO, NAGAOMATEUS
15	86	87,52	0,9826	19,3831	18,46	121 FAGUNDES, GUSTAVO
16	40	50,28	0,7955	15,6927	14,95	99 MIRANDA, PAULO
17	41	53,48	0,7666	15,1226	14,40	38 ROMCY, WALESKA
18	0	62,93	0,0000	0,0000	0,00	123 BOUCHERDET, MARCELO
19	0	61,76	0,0000	0,0000	0,00	105 BONIFACIO, HELIO

# MODIFIED -- Overall Stage Results

3 ETAPA HANDGUN 2010

Printed maio 18, 2010 at 16:52



## Stage 3 -- PISTA 3 - OLHA O FERRO

	PTS	TIME	HIT FACTOR	STAGE POINTS	STAGE PERCENT	COMPETITOR # Name
1	101	23,90	4,2259	105,0000	100,00	15 ALENCAR, FLAVIO PM
2	95	26,14	3,6343	90,2992	86,00	12 BASTOS, GIUVANY PM
3	97	35,02	2,7698	68,8211	65,54	66 SAQUETTI, CARLOS PM
4	93	40,44	2,2997	57,1397	54,42	91 CASAS, RODRIGO PM

# REVOLVER (STANDARD) -- Overall Stage Results

3 ETAPA HANDGUN 2010

Printed maio 18, 2010 at 16:52



## Stage 3 -- PISTA 3 - OLHA O FERRO

	PTS	TIME	HIT FACTOR	STAGE POINTS	STAGE PERCENT	COMPETITOR # Name
1	95	71,40	1,3305	105,0000	100,00	122 FELIPE, BRUNO
2	97	110,70	0,8762	69,1493	65,86	113 REIS, FLAVIO

OPEN -- Overall Stage Results

3 ETAPA HANDGUN 2010

Printed maio 18, 2010 at 16:52



Stage 4 -- PISTA 4 - MEU JUMENTO

	PTS	TIME	HIT FACTOR	STAGE POINTS	STAGE PERCENT	COMPETITOR # Name
1	44	5,38	8,1784	45,0000	100,00	53 MEIRA, CRISTIANO
2	35	5,54	6,3177	34,7617	77,25	49 AULER, EURICO
3	40	7,76	5,1546	28,3622	63,03	51 AULER, ERIKA
4	23	6,74	3,4125	18,7763	41,73	52 ALVES, IRAIR
5	21	7,27	2,8886	15,8938	35,32	48 NETO, JOSEALVES PM
6	12	15,09	0,7952	4,3756	9,72	93 PASSARINHO, ESTEVAO
7	0	8,33	0,0000	0,0000	0,00	50 AULER, TAMARA

## STANDARD -- Overall Stage Results

3 ETAPA HANDGUN 2010

Printed maio 18, 2010 at 16:52



## Stage 4 -- PISTA 4 - MEU JUMENTO

	PTS	TIME	HIT FACTOR	STAGE POINTS	STAGE PERCENT	COMPETITOR # Name
1	41	6,46	6,3467	45,0000	100,00	3 MAZON, WILLYAM
2	40	6,38	6,2696	44,4529	98,78	2 THOMPSON, MAURO
3	41	7,46	5,4960	38,9678	86,60	5 BICALHO, CARLOS
4	39	9,76	3,9959	28,3319	62,96	111 LIAL, ALEX
5	40	10,24	3,9063	27,6963	61,55	4 PRADO, GUSTAVORASI
6	39	12,10	3,2231	22,8529	50,78	14 BELCHIOR, RODRIGODEALMEID
7	35	12,57	2,7844	19,7421	43,87	100 LEITE, SERGIO
8	36	13,37	2,6926	19,0912	42,42	13 AMARAL, PAULO
9	38	14,54	2,6135	18,5302	41,18	25 LIMA, ROMULO
10	41	20,51	1,9990	14,1736	31,50	118 GUTEMBERG, MARCIO
11	22	11,13	1,9766	14,0149	31,14	18 CORREA, ANTONIO
12	45	24,12	1,8657	13,2281	29,40	22 AZEVEDOSOUZA, JORGE PM
13	18	10,33	1,7425	12,3547	27,45	63 SILVANO, JOSE
14	21	15,40	1,3636	9,6685	21,49	112 REIS, LAURO
15	25	18,88	1,3242	9,3886	20,86	96 CAMPOS, ANDERSON
16	17	13,29	1,2792	9,0695	20,15	17 FARAH, ALEXANDRE
17	10	12,04	0,8306	5,8889	13,09	95 LANNAPEREIRA, DALTONLUIS
18	5	16,51	0,3028	2,1473	4,77	119 DASILVA, WASHINGTON
19	5	17,41	0,2872	2,0363	4,53	28 SANTOS, FLAVIOFERREIRA
20	0	14,41	0,0000	0,0000	0,00	23 BRANDAOMOURA, THIAGO PM
21	0	16,46	0,0000	0,0000	0,00	75 CHAVESFONTES, TALITA PM

PRODUCTION -- Overall Stage Results

3 ETAPA HANDGUN 2010

Printed maio 18, 2010 at 16:52



Stage 4 -- PISTA 4 - MEU JUMENTO

	PTS	TIME	HIT FACTOR	STAGE POINTS	STAGE PERCENT	COMPETITOR # Name
1	33	6,06	5,4455	45,0000	100,00	29 ISHIHARA, LUIS
2	39	7,34	5,3134	43,9076	97,57	30 BRUM, VAGNER
3	37	8,41	4,3995	36,3561	80,79	33 DANTAS, ADENAUER
4	41	9,86	4,1582	34,3620	76,36	42 TAKAYANAGUI, KAZUO
5	31	8,73	3,5510	29,3440	65,21	40 SALVATORI, RONEIMAIA
6	33	9,40	3,5106	29,0106	64,47	34 SILVA, NOSLEN
7	14	7,29	1,9204	15,8698	35,27	7 BARROS, LUIZ
8	20	15,30	1,3072	10,8021	24,00	45 BRUM, NATAN
9	12	10,55	1,1374	9,3994	20,89	36 RODRIGUES, JAHIR
10	12	12,72	0,9434	7,7959	17,32	115 FAGUNDES, VICTOR
11	18	28,61	0,6292	5,1991	11,55	38 ROMCY, WALESKA
12	6	11,18	0,5367	4,4349	9,86	41 MATSUUCHI, ROBERTO
13	5	12,11	0,4129	3,4119	7,58	106 CLEIMAR, CLEIMAR
14	5	16,64	0,3005	2,4831	5,52	123 BOUCHERDET, MARCELO
15	11	39,55	0,2781	2,2984	5,11	121 FAGUNDES, GUSTAVO
16	1	16,87	0,0593	0,4898	1,09	120 KANANO, NAGAOMATEUS
17	1	16,91	0,0591	0,4887	1,09	99 MIRANDA, PAULO
18	0	17,19	0,0000	0,0000	0,00	103 LAGE, LUISEDUARDO
19	0	22,28	0,0000	0,0000	0,00	105 BONIFACIO, HELIO

# MODIFIED -- Overall Stage Results

3 ETAPA HANDGUN 2010

Printed maio 18, 2010 at 16:52



## Stage 4 -- PISTA 4 - MEU JUMENTO

	PTS	TIME	HIT FACTOR	STAGE POINTS	STAGE PERCENT	COMPETITOR # Name
1	35	10,07	3,4757	45,0000	100,00	12 BASTOS, GIUVANY PM
2	33	11,45	2,8821	37,3149	82,92	91 CASAS, RODRIGO PM
3	19	9,78	1,9427	25,1529	55,90	66 SAQUETTI, CARLOS PM
4	15	8,95	1,6760	21,6991	48,22	15 ALENCAR, FLAVIO PM

# REVOLVER (STANDARD) -- Overall Stage Results

3 ETAPA HANDGUN 2010

Printed maio 18, 2010 at 16:52



## Stage 4 -- PISTA 4 - MEU JUMENTO

	PTS	TIME	HIT FACTOR	STAGE POINTS	STAGE PERCENT	COMPETITOR # Name
1	41	32,41	1,2650	45,0000	100,00	113 REIS, FLAVIO
2	0	23,32	0,0000	0,0000	0,00	122 FELIPE, BRUNO

# OPEN -- Overall Stage Results

3 ETAPA HANDGUN 2010

Printed maio 18, 2010 at 16:52



## Stage 5 -- PISTA 5 - TEM QUE ABAIXAR

	PTS	TIME	HIT FACTOR	STAGE POINTS	STAGE PERCENT	COMPETITOR # Name
1	129	18,26	7,0646	140,0000	100,00	49 AULER, EURICO
2	131	20,46	6,4027	126,8834	90,63	50 AULER, TAMARA
3	134	22,17	6,0442	119,7783	85,56	48 NETO, JOSEALVES PM
4	130	21,75	5,9770	118,4468	84,60	52 ALVES, IRAIR
5	126	21,80	5,7798	114,5389	81,81	53 MEIRA, CRISTIANO
6	125	24,49	5,1041	101,1487	72,25	51 AULER, ERIKA
7	106	29,45	3,5993	71,3279	50,95	93 PASSARINHO, ESTEVAO

## STANDARD -- Overall Stage Results

3 ETAPA HANDGUN 2010

Printed maio 18, 2010 at 16:52



## Stage 5 -- PISTA 5 - TEM QUE ABAIXAR

	PTS	TIME	HIT FACTOR	STAGE POINTS	STAGE PERCENT	COMPETITOR # Name
1	127	20,18	6,2934	140,0000	100,00	3 MAZON, WILLYAM
2	121	21,98	5,5050	122,4625	87,47	4 PRADO, GUSTAVORASI
3	104	19,43	5,3525	119,0710	85,05	2 THOMPSON, MAURO
4	124	24,07	5,1516	114,6017	81,86	63 SILVANO, JOSE
5	113	22,77	4,9627	110,3979	78,86	111 LIAL, ALEX
6	114	24,94	4,5710	101,6843	72,63	5 BICALHO, CARLOS
7	129	35,28	3,6565	81,3405	58,10	14 BELCHIOR, RODRIGODEALMEID
8	108	30,04	3,5952	79,9778	57,13	18 CORREA, ANTONIO
9	114	32,24	3,5360	78,6602	56,19	17 FARAH, ALEXANDRE
10	119	33,82	3,5186	78,2742	55,91	100 LEITE, SERGIO
11	115	32,85	3,5008	77,8768	55,63	25 LIMA, ROMULO
12	117	37,12	3,1519	70,1170	50,08	13 AMARAL, PAULO
13	114	39,27	2,9030	64,5787	46,13	23 BRANDAOMOURA, THIAGO PM
14	124	43,53	2,8486	63,3692	45,26	119 DASILVA, WASHINGTON
15	125	46,25	2,7027	60,1234	42,95	118 GUTEMBERG, MARCIO
16	89	35,62	2,4986	55,5829	39,70	75 CHAVESFONTES, TALITA PM
17	126	52,73	2,3895	53,1567	37,97	28 SANTOS, FLAVIOFERREIRA
18	84	35,71	2,3523	52,3281	37,38	95 LANNAPEREIRA, DALTONLUIS
19	96	47,18	2,0348	45,2646	32,33	96 CAMPOS, ANDERSON
20	113	63,54	1,7784	39,5619	28,26	22 AZEVEDOSOUZA, JORGE PM
21	102	58,56	1,7418	38,7476	27,68	112 REIS, LAURO

PRODUCTION -- Overall Stage Results

3 ETAPA HANDGUN 2010

Printed maio 18, 2010 at 16:52



Stage 5 -- PISTA 5 - TEM QUE ABAIXAR

	PTS	TIME	HIT FACTOR	STAGE POINTS	STAGE PERCENT	COMPETITOR # Name
1	122	19,18	6,3608	140,0000	100,00	30 BRUM, VAGNER
2	120	19,02	6,3091	138,8633	99,19	29 ISHIHARA, LUIS
3	124	24,52	5,0571	111,3059	79,50	33 DANTAS, ADENAUER
4	116	25,45	4,5580	100,3199	71,66	40 SALVATORI, RONEIMAIA
5	99	24,68	4,0113	88,2891	63,06	45 BRUM, NATAN
6	82	22,65	3,6203	79,6824	56,92	7 BARROS, LUIZ
7	120	34,49	3,4793	76,5781	54,70	41 MATSUUCHI, ROBERTO
8	83	27,98	2,9664	65,2901	46,64	36 RODRIGUES, JAHIR
9	81	28,20	2,8723	63,2197	45,16	34 SILVA, NOSLEN
10	108	39,72	2,7190	59,8455	42,75	120 KANANO, NAGAOMATEUS
11	87	33,12	2,6268	57,8157	41,30	42 TAKAYANAGUI, KAZUO
12	103	39,99	2,5756	56,6895	40,49	115 FAGUNDES, VICTOR
13	96	52,43	1,8310	40,3003	28,79	106 CLEIMAR, CLEIMAR
14	90	51,55	1,7459	38,4265	27,45	103 LAGE, LUISEDUARDO
15	73	47,90	1,5240	33,5432	23,96	99 MIRANDA, PAULO
16	122	93,69	1,3022	28,6605	20,47	121 FAGUNDES, GUSTAVO
17	55	47,49	1,1581	25,4904	18,21	105 BONIFACIO, HELIO
18	98	85,31	1,1488	25,2838	18,06	38 ROMCY, WALESKA
19	0	42,65	0,0000	0,0000	0,00	123 BOUCHERDET, MARCELO

# MODIFIED -- Overall Stage Results

3 ETAPA HANDGUN 2010

Printed maio 18, 2010 at 16:52




## Stage 5 -- PISTA 5 - TEM QUE ABAIXAR

	PTS	TIME	HIT FACTOR	STAGE POINTS	STAGE PERCENT	COMPETITOR # Name
1	118	25,43	4,6402	140,0000	100,00	15 ALENCAR, FLAVIO PM
2	125	29,52	4,2344	127,7574	91,26	12 BASTOS, GIUVANY PM
3	105	28,05	3,7433	112,9403	80,67	91 CASAS, RODRIGO PM
4	93	35,10	2,6496	79,9408	57,10	66 SAQUETTI, CARLOS PM

# REVOLVER (STANDARD) -- Overall Stage Results

3 ETAPA HANDGUN 2010

Printed maio 18, 2010 at 16:52



## Stage 5 -- PISTA 5 - TEM QUE ABAIXAR

	PTS	TIME	HIT FACTOR	STAGE POINTS	STAGE PERCENT	COMPETITOR # Name
1	109	80,05	1,3616	140,0000	100,00	122 FELIPE, BRUNO
2	100	83,07	1,2038	123,7709	88,41	113 REIS, FLAVIO

# OPEN -- Overall Stage Results

3 ETAPA HANDGUN 2010

Printed maio 18, 2010 at 16:52



## Stage 6 -- PISTA 6 - PELA PONTE

	PTS	TIME	HIT FACTOR	STAGE POINTS	STAGE PERCENT	COMPETITOR # Name
1	110	17,97	6,1213	130,0000	100,00	49 AULER, EURICO
2	119	20,45	5,8191	123,5812	95,06	48 NETO, JOSEALVES PM
3	106	19,49	5,4387	115,5029	88,85	50 AULER, TAMARA
4	124	24,14	5,1367	109,0895	83,92	52 ALVES, IRAIR
5	63	18,69	3,3708	71,5863	55,07	53 MEIRA, CRISTIANO
6	91	32,74	2,7795	59,0285	45,41	93 PASSARINHO, ESTEVAO
7	36	19,98	1,8018	38,2654	29,43	51 AULER, ERIKA

## STANDARD -- Overall Stage Results

3 ETAPA HANDGUN 2010

Printed maio 18, 2010 at 16:52



## Stage 6 -- PISTA 6 - PELA PONTE

	PTS	TIME	HIT FACTOR	STAGE POINTS	STAGE PERCENT	COMPETITOR # Name
1	117	19,81	5,9061	130,0000	100,00	2 THOMPSON, MAURO
2	109	19,68	5,5386	121,9111	93,78	3 MAZON, WILLYAM
3	121	22,15	5,4628	120,2413	92,49	4 PRADO, GUSTAVORASI
4	126	25,35	4,9704	109,4043	84,16	111 LIAL, ALEX
5	112	24,63	4,5473	100,0911	76,99	63 SILVANO, JOSE
6	107	23,61	4,5320	99,7539	76,73	5 BICALHO, CARLOS
7	108	25,55	4,2270	93,0411	71,57	25 LIMA, ROMULO
8	116	27,72	4,1847	92,1100	70,85	100 LEITE, SERGIO
9	117	35,65	3,2819	72,2384	55,57	14 BELCHIOR, RODRIGODEALMEID
10	105	34,39	3,0532	67,2046	51,70	17 FARAH, ALEXANDRE
11	112	37,70	2,9708	65,3911	50,30	18 CORREA, ANTONIO
12	113	39,81	2,8385	62,4782	48,06	23 BRANDAOMOURA, THIAGO PM
13	101	36,40	2,7747	61,0748	46,98	119 DASILVA, WASHINGTON
14	81	36,03	2,2481	49,4838	38,06	118 GUTEMBERG, MARCIO
15	82	37,02	2,2150	48,7550	37,50	75 CHAVESFONTES, TALITA PM
16	99	46,69	2,1204	46,6717	35,90	22 AZEVEDOSOUZA, JORGE PM
17	115	56,83	2,0236	44,5412	34,26	112 REIS, LAURO
18	97	49,83	1,9466	42,8472	32,96	28 SANTOS, FLAVIOFERREIRA
19	75	42,09	1,7819	39,2215	30,17	95 LANNAPEREIRA, DALTONLUIS
20	51	30,27	1,6848	37,0851	28,53	13 AMARAL, PAULO
21	68	56,31	1,2076	26,5806	20,45	96 CAMPOS, ANDERSON

PRODUCTION -- Overall Stage Results

3 ETAPA HANDGUN 2010

Printed maio 18, 2010 at 16:52



Stage 6 -- PISTA 6 - PELA PONTE

	PTS	TIME	HIT FACTOR	STAGE POINTS	STAGE PERCENT	COMPETITOR # Name
1	101	18,67	5,4097	130,0000	100,00	30 BRUM, VAGNER
2	120	25,70	4,6693	112,2056	86,31	40 SALVATORI, RONEIMAIA
3	102	22,34	4,5658	109,7194	84,40	33 DANTAS, ADENAUER
4	82	19,11	4,2909	103,1144	79,32	29 ISHIHARA, LUIS
5	108	26,31	4,1049	98,6437	75,88	42 TAKAYANAGUI, KAZUO
6	98	23,95	4,0919	98,3302	75,64	34 SILVA, NOSLEN
7	77	20,03	3,8442	92,3796	71,06	45 BRUM, NATAN
8	112	29,76	3,7634	90,4381	69,57	41 MATSUUCHI, ROBERTO
9	88	24,66	3,5685	85,7543	65,96	36 RODRIGUES, JAHIR
10	76	22,01	3,4530	82,9774	63,83	7 BARROS, LUIZ
11	102	33,26	3,0667	73,6961	56,69	115 FAGUNDES, VICTOR
12	114	39,75	2,8679	68,9182	53,01	106 CLEIMAR, CLEIMAR
13	102	39,52	2,5810	62,0225	47,71	120 KANANO, NAGAOMATEUS
14	114	67,97	1,6772	40,3045	31,00	121 FAGUNDES, GUSTAVO
15	59	82,80	0,7126	17,1233	13,17	38 ROMCY, WALESKA
16	24	48,02	0,4998	12,0103	9,24	103 LAGE, LUISEDUARDO
17	1	48,10	0,0208	0,4996	0,38	123 BOUCHERDET, MARCELO
18	0	31,66	0,0000	0,0000	0,00	99 MIRANDA, PAULO
19	0	37,16	0,0000	0,0000	0,00	105 BONIFACIO, HELIO

# MODIFIED -- Overall Stage Results

3 ETAPA HANDGUN 2010

Printed maio 18, 2010 at 16:52



## Stage 6 -- PISTA 6 - PELA PONTE

	PTS	TIME	HIT FACTOR	STAGE POINTS	STAGE PERCENT	COMPETITOR # Name
1	115	26,88	4,2783	130,0000	100,00	15 ALENCAR, FLAVIO PM
2	96	29,77	3,2247	97,9867	75,37	66 SAQUETTI, CARLOS PM
3	78	25,12	3,1051	94,3517	72,58	12 BASTOS, GIUVANY PM
4	41	32,20	1,2733	38,6904	29,76	91 CASAS, RODRIGO PM

# REVOLVER (STANDARD) -- Overall Stage Results

3 ETAPA HANDGUN 2010

Printed maio 18, 2010 at 16:52



## Stage 6 -- PISTA 6 - PELA PONTE

	PTS	TIME	HIT FACTOR	STAGE POINTS	STAGE PERCENT	COMPETITOR # Name
1	101	71,19	1,4187	130,0000	100,00	122 FELIPE, BRUNO
2	118	85,14	1,3860	126,9958	97,69	113 REIS, FLAVIO

# OPEN -- Overall Stage Results

3 ETAPA HANDGUN 2010

Printed maio 18, 2010 at 16:52




## Stage 7 -- PISTA 7 - CORRE QUEM DER CONTA

	PTS	TIME	HIT FACTOR	STAGE POINTS	STAGE PERCENT	COMPETITOR # Name
1	127	30,91	4,1087	160,0000	100,00	48 NETO, JOSEALVES PM
2	150	36,61	4,0972	159,5537	99,72	50 AULER, TAMARA
3	119	29,22	4,0726	158,5923	99,12	49 AULER, EURICO
4	142	51,15	2,7761	108,1080	67,57	93 PASSARINHO, ESTEVAO
5	97	45,49	2,1323	83,0369	51,90	52 ALVES, IRAIR
6	76	39,04	1,9467	75,8087	47,38	53 MEIRA, CRISTIANO
7	84	45,19	1,8588	72,3856	45,24	51 AULER, ERIKA

## STANDARD -- Overall Stage Results

3 ETAPA HANDGUN 2010

Printed maio 18, 2010 at 16:52




## Stage 7 -- PISTA 7 - CORRE QUEM DER CONTA

	PTS	TIME	HIT FACTOR	STAGE POINTS	STAGE PERCENT	COMPETITOR # Name
1	150	32,86	4,5648	160,0000	100,00	5 BICALHO, CARLOS
2	145	33,96	4,2697	149,6569	93,54	2 THOMPSON, MAURO
3	147	39,01	3,7683	132,0802	82,55	111 LIAL, ALEX
4	148	44,49	3,3266	116,5992	72,87	25 LIMA, ROMULO
5	142	44,04	3,2243	113,0153	70,63	100 LEITE, SERGIO
6	102	35,07	2,9085	101,9438	63,71	4 PRADO, GUSTAVORASI
7	103	37,67	2,7343	95,8380	59,90	3 MAZON, WILLYAM
8	98	39,61	2,4741	86,7197	54,20	63 SILVANO, JOSE
9	147	63,34	2,3208	81,3459	50,84	118 GUTEMBERG, MARCIO
10	145	62,51	2,3196	81,3045	50,82	22 AZEVEDOSOUZA, JORGE PM
11	119	62,11	1,9160	67,1555	41,97	14 BELCHIOR, RODRIGODEALMEID
12	141	73,80	1,9106	66,9667	41,85	28 SANTOS, FLAVIOFERREIRA
13	93	51,24	1,8150	63,6166	39,76	13 AMARAL, PAULO
14	99	61,53	1,6090	56,3955	35,25	18 CORREA, ANTONIO
15	114	71,38	1,5971	55,9789	34,99	119 DASILVA, WASHINGTON
16	129	86,59	1,4898	52,2178	32,64	96 CAMPOS, ANDERSON
17	93	66,23	1,4042	49,2181	30,76	23 BRANDAOMOURA, THIAGO PM
18	97	102,08	0,9502	33,3064	20,82	112 REIS, LAURO
19	58	63,63	0,9115	31,9494	19,97	75 CHAVESFONTES, TALITA PM
20	45	57,30	0,7853	27,5267	17,20	17 FARAH, ALEXANDRE
21	0	55,76	0,0000	0,0000	0,00	95 LANNAPEREIRA, DALTONLUIS

PRODUCTION -- Overall Stage Results

3 ETAPA HANDGUN 2010

Printed maio 18, 2010 at 16:52



Stage 7 -- PISTA 7 - CORRE QUEM DER CONTA

	PTS	TIME	HIT FACTOR	STAGE POINTS	STAGE PERCENT	COMPETITOR # Name
1	150	27,55	5,4446	160,0000	100,00	29 ISHIHARA, LUIS
2	144	33,94	4,2428	124,6812	77,93	7 BARROS, LUIZ
3	120	30,44	3,9422	115,8476	72,40	30 BRUM, VAGNER
4	144	39,46	3,6493	107,2397	67,02	33 DANTAS, ADENAUER
5	134	37,15	3,6070	105,9977	66,25	40 SALVATORI, RONEIMAIA
6	132	46,84	2,8181	82,8147	51,76	41 MATSUUCHI, ROBERTO
7	144	59,86	2,4056	70,6930	44,18	115 FAGUNDES, VICTOR
8	79	34,25	2,3066	67,7824	42,36	45 BRUM, NATAN
9	128	55,56	2,3038	67,7015	42,31	106 CLEIMAR, CLEIMAR
10	101	45,21	2,2340	65,6504	41,03	34 SILVA, NOSLEN
11	134	69,12	1,9387	56,9707	35,61	103 LAGE, LUISEDUARDO
12	83	43,99	1,8868	55,4465	34,65	36 RODRIGUES, JAHIR
13	95	53,86	1,7638	51,8332	32,40	120 KANANO, NAGAOMATEUS
14	123	93,50	1,3155	38,6584	24,16	121 FAGUNDES, GUSTAVO
15	58	44,66	1,2987	38,1645	23,85	42 TAKAYANAGUI, KAZUO
16	62	55,83	1,1105	32,6343	20,40	99 MIRANDA, PAULO
17	81	125,50	0,6454	18,9667	11,85	38 ROMCY, WALESKA
18	50	85,50	0,5848	17,1852	10,74	105 BONIFACIO, HELIO
19	35	68,74	0,5092	14,9627	9,35	123 BOUCHERDET, MARCELO

# MODIFIED -- Overall Stage Results

3 ETAPA HANDGUN 2010

Printed maio 18, 2010 at 16:52



## Stage 7 -- PISTA 7 - CORRE QUEM DER CONTA

	PTS	TIME	HIT FACTOR	STAGE POINTS	STAGE PERCENT	COMPETITOR # Name
1	147	38,00	3,8684	160,0000	100,00	15 ALENCAR, FLAVIO PM
2	94	50,30	1,8688	77,2941	48,31	66 SAQUETTI, CARLOS PM
3	72	53,22	1,3529	55,9556	34,97	91 CASAS, RODRIGO PM
4	0	24,87	0,0000	0,0000	0,00	12 BASTOS, GIUVANY PM

# REVOLVER (STANDARD) -- Overall Stage Results

3 ETAPA HANDGUN 2010

Printed maio 18, 2010 at 16:52



## Stage 7 -- PISTA 7 - CORRE QUEM DER CONTA

	PTS	TIME	HIT FACTOR	STAGE POINTS	STAGE PERCENT	COMPETITOR # Name
1	131	112,80	1,1613	160,0000	100,00	113 REIS, FLAVIO
2	8	85,07	0,0940	12,9560	8,10	122 FELIPE, BRUNO

# OPEN -- Overall Stage Results

3 ETAPA HANDGUN 2010

Printed maio 18, 2010 at 16:52




## Stage 8 -- PISTA 8 - COMO FAZER

	PTS	TIME	HIT FACTOR	STAGE POINTS	STAGE PERCENT	COMPETITOR # Name
1	132	26,41	4,9981	150,0000	100,00	51 AULER, ERIKA
2	105	24,47	4,2910	128,7778	85,85	50 AULER, TAMARA
3	140	33,88	4,1322	124,0139	82,68	52 ALVES, IRAIR
4	135	32,97	4,0946	122,8855	81,92	53 MEIRA, CRISTIANO
5	108	28,61	3,7749	113,2900	75,53	49 AULER, EURICO
6	145	44,43	3,2636	97,9439	65,30	48 NETO, JOSEALVES PM
7	101	48,70	2,0739	62,2412	41,49	93 PASSARINHO, ESTEVAO

## STANDARD -- Overall Stage Results

3 ETAPA HANDGUN 2010

Printed maio 18, 2010 at 16:52



## Stage 8 -- PISTA 8 - COMO FAZER

	PTS	TIME	HIT FACTOR	STAGE POINTS	STAGE PERCENT	COMPETITOR # Name
1	138	27,71	4,9802	150,0000	100,00	2 THOMPSON, MAURO
2	138	29,02	4,7553	143,2288	95,49	5 BICALHO, CARLOS
3	135	32,18	4,1952	126,3562	84,24	4 PRADO, GUSTAVORASI
4	141	35,44	3,9786	119,8324	79,89	111 LIAL, ALEX
5	121	31,35	3,8596	116,2510	77,50	63 SILVANO, JOSE
6	124	33,51	3,7004	111,4541	74,30	100 LEITE, SERGIO
7	109	31,10	3,5048	105,5638	70,38	3 MAZON, WILLYAM
8	120	41,98	2,8585	86,0969	57,40	17 FARAH, ALEXANDRE
9	135	56,80	2,3768	71,5870	47,72	18 CORREA, ANTONIO
10	131	57,18	2,2910	69,0042	46,00	14 BELCHIOR, RODRIGODEALMEID
11	138	61,41	2,2472	67,6844	45,12	23 BRANDAOMOURA, THIAGO PM
12	134	67,73	1,9784	59,5899	39,73	25 LIMA, ROMULO
13	101	63,04	1,6022	48,2563	32,17	118 GUTEMBERG, MARCIO
14	90	56,26	1,5997	48,1827	32,12	75 CHAVESFONTES, TALITA PM
15	83	60,54	1,3710	41,2938	27,53	22 AZEVEDOSOUZA, JORGE PM
16	101	75,83	1,3319	40,1171	26,74	112 REIS, LAURO
17	68	53,04	1,2821	38,6148	25,74	119 DASILVA, WASHINGTON
18	115	89,87	1,2796	38,5418	25,69	28 SANTOS, FLAVIOFERREIRA
19	69	59,37	1,1622	35,0051	23,34	95 LANNAPERREIRA, DALTONLUIS
20	83	81,43	1,0193	30,7003	20,47	96 CAMPOS, ANDERSON
21	29	45,02	0,6442	19,4018	12,93	13 AMARAL, PAULO

PRODUCTION -- Overall Stage Results

3 ETAPA HANDGUN 2010

Printed maio 18, 2010 at 16:52



Stage 8 -- PISTA 8 - COMO FAZER

	PTS	TIME	HIT FACTOR	STAGE POINTS	STAGE PERCENT	COMPETITOR # Name
1	138	26,16	5,2752	150,0000	100,00	29 ISHIHARA, LUIS
2	138	29,53	4,6732	132,8818	88,59	33 DANTAS, ADENAUER
3	128	31,73	4,0340	114,7070	76,47	30 BRUM, VAGNER
4	128	32,99	3,8800	110,3259	73,55	7 BARROS, LUIZ
5	115	30,02	3,8308	108,9274	72,62	40 SALVATORI, RONEIMAIA
6	132	35,72	3,6954	105,0781	70,05	45 BRUM, NATAN
7	122	38,45	3,1730	90,2222	60,15	42 TAKAYANAGUI, KAZUO
8	117	39,76	2,9427	83,6738	55,78	41 MATSUUCHI, ROBERTO
9	105	37,58	2,7940	79,4479	52,97	34 SILVA, NOSLEN
10	142	63,18	2,2475	63,9085	42,61	115 FAGUNDES, VICTOR
11	136	75,62	1,7985	51,1390	34,09	120 KANANO, NAGAOMATEUS
12	69	43,39	1,5902	45,2178	30,15	36 RODRIGUES, JAHIR
13	101	72,16	1,3997	39,7992	26,53	103 LAGE, LUISEDUARDO
14	142	107,62	1,3195	37,5185	25,01	121 FAGUNDES, GUSTAVO
15	75	67,34	1,1138	31,6693	21,11	123 BOUCHERDET, MARCELO
16	71	64,65	1,0982	31,2277	20,82	99 MIRANDA, PAULO
17	43	56,31	0,7636	21,7137	14,48	106 CLEIMAR, CLEIMAR
18	82	115,80	0,7081	20,1352	13,42	38 ROMCY, WALESKA
19	19	71,84	0,2645	7,5203	5,01	105 BONIFACIO, HELIO

# MODIFIED -- Overall Stage Results

3 ETAPA HANDGUN 2010

Printed maio 18, 2010 at 16:52




## Stage 8 -- PISTA 8 - COMO FAZER

	PTS	TIME	HIT FACTOR	STAGE POINTS	STAGE PERCENT	COMPETITOR # Name
1	132	31,73	4,1601	150,0000	100,00	12 BASTOS, GIUVANY PM
2	140	36,96	3,7879	136,5789	91,05	15 ALENCAR, FLAVIO PM
3	136	50,08	2,7157	97,9179	65,28	91 CASAS, RODRIGO PM
4	100	50,63	1,9751	71,2163	47,48	66 SAQUETTI, CARLOS PM

# REVOLVER (STANDARD) -- Overall Stage Results

3 ETAPA HANDGUN 2010

Printed maio 18, 2010 at 16:52



## Stage 8 -- PISTA 8 - COMO FAZER

	PTS	TIME	HIT FACTOR	STAGE POINTS	STAGE PERCENT	COMPETITOR # Name
1	143	106,50	1,3427	150,0000	100,00	113 REIS, FLAVIO
2	101	76,74	1,3161	147,0295	98,02	122 FELIPE, BRUNO